

ES19284607045

A

IN THE UNITED STATES PATENT AND TRADEMARK OFFICE

Docket No. AT9-99-254

Date: 9-30-99

Assistant Commissioner for Patents
Washington, D.C. 20231

Sir:

Transmitted herewith for filing is the patent application of Inventor(s):

**RONALD W. BASSETT, BRUCE A. BEADLE, MICHAEL W. BROWN,
LEON P. DOUD, MICHAEL A. PAOLINI**

For: **METHOD AND APPARATUS FOR USER-CONTROLLED SELECTIVE
OVERLAY IN A STREAMING MEDIA**

Enclosed are also:

- 28 Pages of Specification including an Abstract
- 11 Pages of Claims
- 7 Sheet(s) of Drawings
- A Declaration and Power of Attorney
- Form PTO 1595 and assignment of the invention to IBM Corporation

CLAIMS AS FILED

FOR	Number Filed		Number Extra		Rate		Basic Fee (\$760)
Total Claims	44	-20 =	24	X	\$ 18	=	\$432.00
Independent Claims	6	-3 =	3	X	\$ 78	=	\$234.00
Multiple Dependent Claims	0			X	\$260	=	\$0
Total Filing Fee							= \$1,426.00

- Please charge \$1,426.00 to IBM Corporation, Deposit Account No. 09-0447.
- The Commissioner is hereby authorized to charge payment of the following fees associated with the communication or credit any over payment to IBM Corporation, Deposit Account No. 09-0447. A duplicate copy of this sheet is enclosed.
 - Any additional filing fees required under 37CFR § 1.16.
 - Any patent application processing fees under 37CFR § 1.17.

Respectfully,

Jeffrey S. LaBaw
Reg. No. 31,633

Intellectual Property Law Dept.
IBM Corporation
11400 Burnet Road 4054
Austin, Texas 75758
Telephone: (512) 823-0494

66/08/60
1013 U.S. PTO

10678 U.S. PTO
09/409594
09/30/99

66/08/60

Docket No. AT9-99-254

**METHOD AND APPARATUS FOR USER-CONTROLLED SELECTIVE
OVERLAY IN A STREAMING MEDIA**

CROSS REFERENCE TO RELATED APPLICATIONS

5

The present invention is related to applications
entitled METHOD AND APPARATUS FOR DYNAMIC DISTRIBUTION OF
CONTROLLED AND ADDITIONAL SELECTIVE OVERLAYS IN A
STREAMING MEDIA, serial no. _____, attorney docket
10 no. AT9-99-250; and METHOD AND APPARATUS FOR DYNAMIC
DISTRIBUTION OF CONTROLLED AND ADDITIONAL SELECTIVE
OVERLAYS IN A STREAMING MEDIA, serial no. _____,
attorney docket no. AT9-99-255; all of which are filed
even date hereof, assigned to the same assignee, and
15 incorporated herein by reference.

BACKGROUND OF THE INVENTION

20 **1. Technical Field:**

The present invention relates to the field of
computer software and, more particularly, to methods of
providing streaming media to users.

25 **2. Description of Related Art:**

Internet, also referred to as an "internetwork", in
communications is a set of computer networks, possibly
dissimilar, joined together by means of gateways that
handle data transfer and the conversion of messages from
30 the sending network to the protocols used by the receiving
network (with packets if necessary). When capitalized,
the term "Internet" refers to the collection of networks
and gateways that use the TCP/IP suite of protocols.

The Internet has become a cultural fixture as a

Docket No. AT9-99-254

source of both information and entertainment. Many businesses are creating Internet sites as an integral part of their marketing efforts, informing consumers of the products or services offered by the business or providing other information seeking to engender brand loyalty. Many federal, state, and local government agencies are also employing Internet sites for informational purposes, particularly agencies which must interact with virtually all segments of society such as the Internal Revenue Service and secretaries of state. Operating costs may be reduced by providing informational guides and/or searchable databases of public records online.

Furthermore, the Internet has destroyed traditional geographic and technical barriers to distribution of multimedia content. Traditionally, multimedia content has been distributed via broadcast television (sometimes in combination with radio), moving pictures (film), and, more recently, cable television. Much of this multimedia content was only available within limited geographic areas and presented in one language.

To reach wider audiences and provide consumers with more choices, television broadcasts have employed SAP broadcasting in which a television broadcast contained audio tracks for several different languages for the same video content. However, SAP is an all or nothing choice. That is, a user must choose one audio track. The possibility of mixing several audio tracks together is non-existent using SAP.

Another method television broadcasters have used to provide users with more choices over the presentation of programming is "simulcast". With this technology, a different audio track was broadcast via radio to correspond to a simultaneously broadcast television

Docket No. AT9-99-254

program. However, this involved the use of two different media. Furthermore, only the whole of the audio sound track was broadcast, not pieces of it which could be selectively filtered. Additionally, this method did not
5 contain any other video components and there was not a single point of control. "Simulcast" required two points of control: a television and a separate radio.

Currently, the potential is available for anyone anywhere in the world to view content being broadcast from
10 anywhere in the world. This potential needs to be realized and requires a new technology to reduce overall bandwidth while providing viewer centric content as a way of differentiating a broadcaster from his competition in the world market. Also, to encourage viewers to watch
15 an event or program it is desirable to appeal to as many different types of viewers as possible. In some cases, events or programs may be broadcast in different languages. This type of customization typically requires a separate broadcast for each language. This type of
20 customization requires bandwidth for the audio and video for each version. As a result, bandwidth is wasted by rebroadcasting an event for each versions. Thus, it would be advantageous to have an improved method and apparatus to allow customization of the presentation of
25 events to fit the viewing patterns, wants, and needs of present day consumers and reduce bandwidth needed to customize events.

2025 RELEASE UNDER E.O. 14176

Docket No. AT9-99-254

SUMMARY OF THE INVENTION

The present invention provides a method and apparatus for tailoring a multimedia presentation of an event on a
5 computerized multimedia system. A set of video streams, a set of audio streams and a set of information streams are provided for the event via a network coupled to the computerized multimedia system. Video streams are selected for presentation from the set of video streams
10 for the event. Audio streams are selected for presentation from the set of audio streams for the event. Information streams are selected for presentation from the set of information streams for the event. Responsive to user input, selected video streams and the selected
15 audio streams are assigned to respective portions of video and audio output devices. The event is presented according to selected video stream and audio stream assignments.

20

2025 RELEASE UNDER E.O. 14176

BRIEF DESCRIPTION OF THE DRAWINGS

The novel features believed characteristic of the invention are set forth in the appended claims. The invention itself, however, as well as a preferred mode of use, further objectives and advantages thereof, will best be understood by reference to the following detailed description of an illustrative embodiment when read in conjunction with the accompanying drawings, wherein:

Figure 1 depicts a pictorial representation of a distributed data processing system in which the present invention may be implemented;

Figure 2 depicts a block diagram of a data processing system which may be implemented as a server in accordance with the present invention;

Figure 3 depicts a block diagram of a data processing system in which the present invention may be implemented;

Figure 4 shows a block diagram broadly illustrating the process of the present invention;

Figure 5 is a block diagram of functional components used in the selection of media streams depicted in accordance with the present invention;

Figure 6 is a diagram illustrating an example display depicted in accordance with a preferred embodiment of the present invention;

Figures 7A-7D are diagrams illustrating data structures contained within data streams sent to a client depicted in accordance to a preferred embodiment of the present invention;

Figure 8 is a flowchart of a process used to process

Docket No. AT9-99-254

data streams depicted in accordance with a preferred embodiment of the present invention;

5 **Figure 9** is a flowchart of a process for generating CRC values for use in synchronizing data streams depicted in accordance with a preferred embodiment of the present invention; and

10 **Figure 10** is a flowchart of a process for synchronizing data streams using CRC data depicted in accordance with a preferred embodiment of the present invention.

6202007-15000000

DETAILED DESCRIPTION OF THE PREFERRED EMBODIMENT

With reference now to the figures, and in particular
5 with reference to **Figure 1**, a pictorial representation of
a distributed data processing system is depicted in which
the present invention may be implemented.

Distributed data processing system **100** contains
network **102**, which is the medium used to provide
10 communications links between various devices and
computers connected within distributed data processing
system **100**. Network **102** may include permanent
connections, such as wire or fiber optic cables, or
temporary connections made through telephone connections.

15 In the depicted example, server system **104** is
connected to network **102**, along with storage unit **106**.
Server system **104** may contain one or more server
computers for providing data streaming. For example, a
server may be used to administer and control data streams
20 while another server within server system **104** is employed
to originate resource data streams to clients. The
information in these data streams may be stored within
server system **104** or on a remote storage device, such as
storage device **106**. In addition, clients **108**, **110** and
25 **112** are also connected to network **102**. These clients,
108, **110** and **112**, may be, for example, without
limitation, personal computers, set top boxes, web TV
units, or any other hardware unit for receiving data
streams. Clients **108**, **110** and **112** are clients to server
30 system **104**. In the depicted example, server system **104**
provides data streams to clients **108-112**. Distributed
data processing system **100** may include additional

Docket No. AT9-99-254

servers, clients, and other devices not shown.

Clients **108**, **110**, and **112** include mechanisms for mixing and filtering data streams received from server system **104** or other server systems not shown. These
5 mechanisms may be implemented in hardware, software, firmware, or some combination thereof in the depicted examples.

Distributed data processing system **100** may be, for example, the Internet, with network **102** representing a
10 worldwide collection of networks and gateways that use the TCP/IP suite of protocols to communicate with one another. At the heart of the Internet is a backbone of high-speed data communication lines between major nodes or host computers consisting of thousands of commercial,
15 government, education, and other computer systems that route data and messages.

Another implementation for network **102** is as a broadband network, also referred to as a broadband integrated services digital network (BISDN). In such a
20 network, broadband services typically provide channels capable of supporting data transmission rates of greater than 1.5Mbps or a primary rate in integrated services digital network (ISDN), T1, or DS1. In broadband system, the type of transfer mode typically is a synchronous
25 transfer mode (ATM) with the use of synchronous optical network (SONET) and intelligent network (IN) technologies as providing the framework for ISDN. In such a network, information including voice, data, video, and audio are transferred through the network to various clients.

30 Further, network **102** also may be a cable communications system depending on the implementation. Of course, distributed data processing system **100** also may

2025 RELEASE UNDER E.O. 14176

Docket No. AT9-99-254

be implemented as a number of different types of networks such as, for example, an intranet or a local area network. **Figure 1** is intended as an example and not as an architectural limitation for the processes of the present invention.

Referring to **Figure 2**, a block diagram of a data processing system, which may be implemented as a server system, such as server system **104** in **Figure 1**, is depicted in accordance with the present invention. Data processing system **200** may be employed as a video server or other application server within a server system.

Data processing system **200** may be a symmetric multiprocessor (SMP) system including a plurality of processors **202** and **204** connected to system bus **206**. Alternatively, a single processor system may be employed. Also connected to system bus **206** is memory controller/cache **208**, which provides an interface to local memory **209**. I/O bus bridge **210** is connected to system bus **206** and provides an interface to I/O bus **212**. Memory controller/cache **208** and I/O bus bridge **210** may be integrated as depicted.

Peripheral component interconnect (PCI) bus bridge **214** connected to I/O bus **212** provides an interface to PCI local bus **216**. A number of modems **218-220** may be connected to PCI bus **216**. Typical PCI bus implementations will support four PCI expansion slots or add-in connectors. Communications links to network computers **108-112** in **Figure 1** may be provided through modem **218** and network adapter **220** connected to PCI local bus **216** through add-in boards.

Additional PCI bus bridges **222** and **224** provide interfaces for additional PCI buses **226** and **228**, from

Docket No. AT9-99-254

which additional modems or network adapters may be supported. In this manner, server **200** allows connections to multiple network computers. A memory mapped graphics adapter **230** and hard disk **232** may also be connected to I/O bus **212** as depicted, either directly or indirectly.

Those of ordinary skill in the art will appreciate that the hardware depicted in **Figure 2** may vary. For example, other peripheral devices, such as optical disk drives and the like, also may be used in addition to or in place of the hardware depicted. The depicted example is not meant to imply architectural limitations with respect to the present invention.

The data processing system depicted in **Figure 2** may be, for example, an IBM RS/6000, a product of International Business Machines Corporation in Armonk, New York, running the Advanced Interactive Executive (AIX) operating system.

With reference now to **Figure 3**, a block diagram of a data processing system in which the present invention may be implemented is illustrated. Data processing system **300** is an example of a computer. Data processing system **300** employs a peripheral component interconnect (PCI) local bus architecture. Although the depicted example employs a PCI bus, other bus architectures, such as Micro Channel and ISA, may be used. Processor **302** and main memory **304** are connected to PCI local bus **306** through PCI bridge **308**. PCI bridge **308** may also include an integrated memory controller and cache memory for processor **302**. Additional connections to PCI local bus **306** may be made through direct component interconnection or through add-in boards. In the depicted example, local area network (LAN) adapter **310**, SCSI host bus adapter

Docket No. AT9-99-254

312, and expansion bus interface 314 are connected to PCI local bus 306 by direct component connection. In contrast, audio adapter 316, graphics adapter 318, and audio/video adapter (A/V) 319 are connected to PCI local bus 306 by add-in boards inserted into expansion slots. Expansion bus interface 314 provides a connection for a keyboard and mouse adapter 320, modem 322, and additional memory 324. In the depicted example, SCSI host bus adapter 312 provides a connection for hard disk drive 326, tape drive 328, CD-ROM drive 330, and digital video disc read only memory drive (DVD-ROM) 332. Typical PCI local bus implementations will support three or four PCI expansion slots or add-in connectors.

An operating system runs on processor 302 and is used to coordinate and provide control of various components within data processing system 300 in **Figure 3**. The operating system may be a commercially available operating system, such as OS/2, which is available from International Business Machines Corporation. "OS/2" is a trademark of International Business Machines Corporation. An object oriented programming system, such as Java, may run in conjunction with the operating system, providing calls to the operating system from Java programs or applications executing on data processing system 300. Instructions for the operating system, the object-oriented operating system, and applications or programs are located on a storage device, such as hard disk drive 326, and may be loaded into main memory 304 for execution by processor 302.

Those of ordinary skill in the art will appreciate that the hardware in **Figure 3** may vary depending on the implementation. For example, other peripheral devices,

Docket No. AT9-99-254

such as optical disk drives and the like, may be used in addition to or in place of the hardware depicted in **Figure 3**. The depicted example is not meant to imply architectural limitations with respect to the present invention. For example, the processes of the present invention may be applied to multiprocessor data processing systems. Additionally, data processing system **300** may take the form of a notebook computer or a personal digital assistant (PDA). Further, the data processing system may be, for example, without limitations, a television or settop cable box containing appropriate hardware and software for implementing processes of the present invention.

The present invention provides a method, apparatus, and computer implemented instructions for decreasing bandwidth usage and for providing increased client customization of programs or events. The mechanism of the present invention is directed towards tailoring a multimedia presentation on a multimedia data processing system. This is accomplished by breaking up a program or event into different data streams for different audio and video components. Additional optional data streams may be added to allow for customization of the program or event. A data processing system may receive a set of video and audio streams associated with a program or event. These data streams may be selectively presented based on user input. Depending on the user input, some portions of the video and audio data streams may be presented while others are omitted. Further, user input may selectively place a video stream on a display. Also, information streams containing text and/or graphics may be received and selectively displayed in association with the presentation of the program or event. The

Docket No. AT9-99-254

combination of these data streams at the user site provides for customization without requiring broadcasting of multiple versions of an event to viewers.

By allowing a viewer to customize a program or event, bandwidth usage may be reduced because program originators do not have to broadcast multiple versions of a program or event for different geographical regions or different viewer basis.

Turning now to **Figure 4**, there is shown a block diagram broadly illustrating the process of the present invention. A client **400**, such as data processing system **300** in **Figure 3**, sends a request **402** for programming content to an originating server **404**. Originating server **404** is a data processing system, such as data processing system **200** in **Figure 2**, and is the host for the programming content requested by client **400**. Originating server **404** sends the requested programming as a set of data streams **406** back to client **400**. Data streams **406**, may be used to present programming or events to a user at client **402**. Furthermore, data streams **406** may comprise one or more video stream components, one or more information stream components, and one or more audio stream components.

Client **400** and originating server **404** have been described and illustrated in **Figure 4** as though they are directly connected. However, client **402** and originating server **404** are preferably part of a distributed data processing system such as distributed data processing system **100** and are linked together via a network, such as network **102** in **Figure 1**.

Turning next to **Figure 5**, a block diagram of functional components used in the selection of media

Docket No. AT9-99-254

streams in accordance with the present invention is depicted. In this example, client 500 includes a data stream processing system 502 to receive data streams 510 from a network 504 for output to output system 506. The
5 selection of data streams received from network 504 are controlled through user control 508, which controls data stream processing system 502.

Multiple data streams may be received from network 504 through connection 508. These data streams may be,
10 for example, audio, video, text, graphics, or other information that may be displayed through output system 506 to a user of client 500. Selection filtering of data streams from network 504 by data stream processing system 502 are controlled through user control 508. The
15 selected data stream or selected portions of data streams are displayed to user through output system 506, which may be used to drive displays and audio output devices, such as a high definition television or speakers.

With reference now to **Figure 6**, a diagram
20 illustrating an example display is depicted in accordance with a preferred embodiment of the present invention. In this example, a presentation system 600 is presented with a display unit 602, audio sources 604, 606, and 608. Presentation system 600 is the part of a client through
25 which the user sees and hears programs. In this example, audio source 604 is a left speaker while audio source 608 is a right speaker. Audio source 606 is the center speaker in this example. The video 610 is displayed in display 602 with text box 612, text box 614, and video
30 616. Video 610 is the primary data stream in this example with text box 612 and text box 614 being overlaid

Docket No. AT9-99-254

over video 610.

Text box 612 and text box 614 are generated from two data streams in this example. Text box 612 is a stationary text box, which may be used to provide information, such as statistics about the program, upcoming programs, or any other information the user may select. Text box 614 in this example is a "pop-up," which may be used to provide information about a particular object or person in video 610.

Additionally, the data packets in text box 614 may include data to reposition text box 614 to follow a particular object or person. Video 616 is displayed using another data stream to provide additional viewing for the user. For example, video 616 may provide different perspectives in the program or may illustrate scene not currently displayed within video 610. Initially, the user may select various audio streams for feed through 604, 606, and 608. For example, if the programming being displayed is a sporting event, the user might select a particular player and have audio information about that player played over 608 or have direct feeds from a microphone located on the player played through 604.

By way of example, consider a football game being broadcast across the Internet or a broadband network. The end user is able to select from and mix several audio streams. For example, the quarterback microphone of either team, the coach's microphone of either team, and/or the announcers, of which, there could be several (e.g., John Madden, Phil Simms, Howie Long, Bruce Beadle, Michael Paolini, etc.). In this manner, the user is able to tune-out (deselect) John Madden if they find him

Docket No. AT9-99-254

offensive. The user might instead choose to listen to the Quarterback microphone of the 49er's (or the opposing team, or another announcer of their choice, or to listen in another language entirely) without having to change the channel/coverage.

Carrying the football example further, with the present invention, it is possible to have a separate audio track for viewers that are new to the sport. This separate audio track would explain the rules of the game and what is happening in additional detail. It would also explain the technical jargon particular to football. The user may choose to have this additional information presented as a text stream.

In yet another example of the use of the present invention, continuing with the football theme, the user could place team A's player voices on the right channels with team B's player voices on the left channels and the announcers' voices on the rear channels. Furthermore, the user could select the player with the ball such that this player's voice is always on the center channel.

One primary data stream representing the video (which does not change no matter which audio overlay streams are selected), and many small add-on data streams representing audio or video overlays may be used to present the program. These streams could be mixed together or assigned to channels (right, left, rear, center, etc.) and/or 3-D positional locations using the latest "Dolby Digital" from Dolby Laboratories and other similar technologies. In addition, the volume could be adjusted on a per-overlay basis. More information on technologies, such as "Dolby Digital" may be found in United States Patent No. 5,912,976.

With respect to video overlays, several video

Docket No. AT9-99-254

overlays can also be streamed and selected in a manner similar to the audio streaming and mixed to "overlay" the final video. If, for example, the desired overlay was a balloon shaped pop-up at a certain video display position
5 containing some text, then the additional overlay stream would not have to be video itself, but rather the information to create the overlay video. Therefore, the size of the data stream would be much, much smaller than a primary video stream. Additionally, unrelated
10 information in addition to the data streams selected for an event, such as, for example, stock market data or news headlines also may be provided to the user. If, for example, the event or programming being viewed is that of a football game, it is possible to have a video overlay
15 stream dedicated to displaying pop-up balloons with data, such as statistics on players in which these pop-up balloons may appear over the players themselves. Additionally, betting odds, other interesting facts about the players, or rules and information about events may be
20 displayed in this manner. Another type of data stream may include embedded pictures of players with biographies tagged on as well.

For other types of programming, other pop-up windows may be provided. For example, for a murder mystery show,
25 pop-up windows giving clues about future events may be displayed or facts about actors, the script, or director also may be displayed in association with the program. In the case of a murder mystery show, different levels of clues may be provided depending the selection made by the
30 user.

In this manner, in the context of the football game example, it is possible to have video overlay streams dedicated to displaying pop-up balloon(s) with data such

Docket No. AT9-99-254

as: statistics on players (they very well might appear over the players themselves), betting odds, odd or interesting facts, information explaining what is happening and rules (for novices), a summary of different on-going sporting event data (such as scores and statistics from other games in progress), stock market data, and news headlines to provide but a few examples. Another stream type might contain embedded pictures of the players with bios tagged on as well.

10 In another embodiment, it is possible to make the overlays selectable. That is to say that the user might do the equivalent of "clicking" on one, to trigger additional overlay streams, or lock it in place. For example, selecting a player's "name overlay" might for example bring up an overlay with that player's biography. In a one-way system, this could be done by having an overlay channel which continually cycles through all the players biographies, and having the client "select" the one of interest at the time of broadcast.

20 Additionally, the user could select between the different options using their client and thus have a lot more control of the information they would like to see and hear during a broadcast.

Turning now to **Figures 7A-7D**, diagrams illustrating data structures contained within data streams sent to a client are depicted in accordance with a preferred embodiment of the present invention. In **Figure 7A**, a data packet **700** is shown in which the data packet includes a header **702** and a payload **704**. Header **702** contains information used in routing and handling data contained within payload **704** of data packet **700**.

In **Figure 7B**, an example of header information found

Docket No. AT9-99-254

within a data packet, such as data packet 700, is shown. In this example, header 706 includes an ID field 708, a channel field 710, a position field 712, and a volume field 714.

5 In this example, header 706 is a header identifying an audio packet. ID field 708 is used to identify the type of data packet. Channel field 710 in this example may be used to identify the channel or channels in which the data packet is to be presented to the user. For
10 example, channel field 710 may be used to identify channels such as those in a surround system. The channels may be, in this example, right, left, rear, or center. Additionally, position field 712 also is
15 included such that three dimensional positional locations using sound technologies such as Dolby Digital may be employed. This positional information may provide a default positioning that may be altered by a user. Volume field 714 is included to allow for adjusting the volume of the data in this data packet relative to other data
20 packets to allow for overlays or emphasis for different data streams. Other fields may be used in addition to or in place of fields shown in header 706 for presenting audio information.

 In **Figure 7C**, a header 716 is an example of header
25 information found in a video packet used in a video stream. In this example, header 716 includes an ID field 718, a time stamp field 720, and a CRC field 722. ID field 718 is used to identify the type of data contained within the packet, while time stamp 720 in this example
30 is used for synchronization purposes. CRC field 722 may be used for error checking or synchronization purposes depending upon the implementation. If CRC field 722 is

Docket No. AT9-99-254

used for synchronization purposes, the CRC data is calculated for another data stream and placed within this field prior to being transmitted or broadcast to a viewer. The CRC data may be, for example, calculated for a frame or a portion of a frame in the other data stream. When this data stream and the other data stream are received, CRC data is calculated for a frame in the other data stream. This calculated CRC data is compared with the CRC data stored in CRC field **722**. Matches between these CRC values are used to identify synchronization points between the two data streams.

Next, in **Figure 7D**, another example of a header used for data packets in a video stream is illustrated. Header **724** includes an ID field **726**, a type field **728**, a location field **730**, a duration field **732**, and a z depth field **734**. ID field **726** is used to identify the data packet as containing video data. Type field **728** in this example may be used to identify the type of video, such as text, or a frame in a moving video stream. Location field **730** may be used to identify the location on the screen at which the data is to be displayed. Duration field **732** may identify the amount of time the data is to be displayed. Z depth field **734** may be used to identify the depth or order in which the data is to be displayed relative to other video streams.

In the example, header **724** is an example of a header used for a video stream containing text to be displayed as a balloon or pop-up on the screen. In this case, duration field **732** identifies how long the text is to be displayed while the z depth field **734** identifies where the text is to be located with respect to other video streams. The z depth is used to determine the order in

Docket No. AT9-99-254

which video streams or overlays are displayed on the display. Location field 730 provides the xy location on the screen. In the text for display in the pop-up would be found in the payload. In this manner, a video overlay
5 stream dedicated to displaying text, may be used along with moving video data streams.

The present invention also provides for selectability of these different data streams. For example, user may be able to press a selected button to
10 trigger additional overlay streams or to lock one in place. For example, selecting a player's "name overlay" might bring up an overlay with that player's biography. In a one way system, this may be performed by having a
15 overlay channel which continually cycles through all of the players' biographies and having the client machine select the one of interest at the time of broadcast. In this manner, user may select between different options and have more control on the information that the user
20 desires to see and hear during a program. The selections may be implemented via a one way or two way communication depending on the bandwidth and type of network in use.

Overlay streams may be controlled from the server. In such a case, a command may be imbedded in an overlay or a set of commands may be imbedded to cause overlays to
25 be selected or deselected on the client. Such a mechanism would allow for switching selected overlays off to broadcast an important event, and then resuming the previous programming.

Turning now to **Figure 8**, a flowchart of a process
30 used to process data streams is depicted in accordance with a preferred embodiment of the present invention. To start, a user selects programming to be retrieved from a distributed database (step 800). The user receives

Docket No. AT9-99-254

multiple video and audio streams corresponding to the selected program (step 802). The user selects audio streams (step 804), either directly in real time or through the use of user defined configurations, and, if
5 more than one audio stream is selected (step 806), then the user configures the presentation profile for the selected audio streams (step 808). For example, if three audio streams are chosen, the user could configure the system to play one audio stream on the left channel, one
10 audio stream on a center channel, and one audio stream on a right channel. Alternatively, the user could configure the presentation of the selected audio streams such that the volume of one audio stream is louder than the volume of the other two audio streams.

15 Next, the user selects, from the plurality of video streams received, one or more video streams to be displayed (step 811). If more than one video stream is selected (step 814), then the user configures the presentation of the multiple video streams (step 816).
20 For example, one video stream could be presented on the left side of the video display and a second video stream could be presented on the right side of the video display. In another example, one video stream might occupy the entire video display screen, while a second
25 video stream was placed in a smaller window within the first video stream. Also, video streams are configurable for such things as opacity and scaling, as well as other factors. Opacity is the semi-transparency as seen in menus overlaid on an event in which the event can be seen
30 through the menu. Scaling may be employed to size display of a video stream on a display device.

Once the media streams are selected and configured

Docket No. AT9-99-254

by the user, the audio and video streams are synchronized to each other (step 818) and presented to the user in a user configured manner (step 820).

With reference again to step 806, if more than one
5 audio stream is not selected, then the user selects, from the plurality of video streams received, one or more video streams to be displayed (step 811).

With reference again to step 814, if more than one
10 video stream is not selected, the audio and video streams are synchronized to each other (step 818) and presented to the user in a user configured manner (step 820). Several mechanisms may be employed to synchronize the data streams. For example, a time stamp may be sent with each packet of data in each media stream, then each
15 selected data stream is synchronized to be presented to the user such that data packets with identical time stamps are presented at the same time.

Each data stream also may contain a spike in the data that appears at a periodic rate. The spike in the
20 data may be, for example, a data packet that contains no video or audio. Further, each data stream contains a larger spike that appears at a longer periodic rate. For example, the shorter spike may appear every 30 frames wherein the larger spike appears every 10 seconds. The
25 selected data streams may be synchronized such that they are presented to the user such that the spikes appear in the data streams simultaneously. The longer spike enables the system to resynchronize itself periodically if the data streams have become separated by a period of
30 one or two smaller data spikes.

In a third method of synchronization, cyclic redundancy check (CRC) values. Synchronizing data streams

Docket No. AT9-99-254

using a CRC data involves calculating CRC data for a first data stream and placing those calculated values in the headers of data packets in the second data stream. The CRC values are placed in data packets in the second data stream that should be synchronized with data packets in the first data stream.

Turning to **Figure 9**, a flowchart of a process for generating CRC values for use in synchronizing data streams is depicted in accordance with a preferred embodiment of the present invention. The process illustrated is used for video streams, but may be applied to other types of data streams.

The process begins by selecting an unprocessed frame (step 900). This step selects the first unprocessed frame for content that will be transmitted as a data stream. A CRC value is then calculated for the frame (step 902). The CRC value may be calculated for an entire frame or different portions of the frame. For example, the CRC value may be based on the first five bytes of the frame, five bytes in the middle of the frame, and the last five bytes in the frame.

Next, the portion of a second data stream that is to be synchronized with this frame is identified (step 904). The CRC value is then placed into the header of a data packet for that portion of the data stream (step 906). A determination is then made as to whether additional unprocessed frames are present for processing (step 908). If additional unprocessed frames are present, the process returns to step 900. Otherwise, the process terminates.

The process in **Figure 9** may be used when the data streams are transmitted or broadcast. Alternatively, these processes may be initiated prior to transmitting or

Docket No. AT9-99-254

broadcasting a data stream. In such a case, the CRC values may be stored and added to the second data stream when that data stream is transmitted.

Turning now to **Figure 10**, a flowchart of a process for synchronizing data streams using CRC data is depicted in accordance with a preferred embodiment of the present invention. The processes illustrated in **Figure 9** may be implemented at the viewer site to synchronize incoming data streams for presentation of a program or event.

The process begins by receiving data streams (step 1000). In step 1000, the data streams are received for presentation. These data streams are placed in a buffer prior to presentation (step 1002). A CRC value is calculated for a frame in the first data stream stored in the buffer (step 1004). Thereafter, the calculated CRC value is compared to CRC values in the second data stream stored in the buffer to identify a point in the second data stream containing a matching CRC value (step 1006). In the depicted examples, CRC values are placed within headers in the second data stream at points where the CRC value should match a calculated CRC value from a portion of the first data stream. Thereafter, the first and second data stream are presented at the matching or synchronization points (step 1008) with the process then returning to step 1000. The present invention could be implemented via one-way or two-way communication depending on the bandwidth of the network type in use.

Thus, the present invention provides a customized experience for a user. The present invention provides this customized experience by providing a number of different types of data streams, audio and video, which are delivered to a client in which the client may select

Docket No. AT9-99-254

from these data streams to customize the program or event being viewed by the user. Further, the present invention allows for decreasing the amount of bandwidth needed to provide customized programming. Currently, a data stream
5 is created for each version or customization of a program transmitted to viewers in which the audio and video cannot be selectively modified. This advantage is provided by sending a set of data streams from which
10 different users may select a subset of the data streams for customizing a program or event, rather than creating a new data stream in which audio and video are transmitted in an unmodifiable form for each desired customization of a program or event.

It is important to note that while the present
15 invention has been described in the context of a fully functioning data processing system, those of ordinary skill in the art will appreciate that the processes of the present invention are capable of being distributed in the form of a computer readable medium of instructions
20 and a variety of forms and that the present invention applies equally regardless of the particular type of signal bearing media actually used to carry out the distribution. Examples of computer readable media include recordable-type media such a floppy disc, a hard
25 disk drive, a RAM, and CD-ROMs and transmission-type media such as digital and analog communications links.

The description of the present invention has been presented for purposes of illustration and description, but is not intended to be exhaustive or limited to the
30 invention in the form disclosed. Many modifications and variations will be apparent to those of ordinary skill in the art. The embodiment was chosen and described in order to best explain the principles of the invention,

Docket No. AT9-99-254

the practical application, and to enable others of ordinary skill in the art to understand the invention for various embodiments with various modifications as are suited to the particular use contemplated.

2025 RELEASE UNDER E.O. 14176

Docket No. AT9-99-254

CLAIMS

What is claimed is:

1. A method in a data processing system for user
5 controlled selection of multimedia data streams for an
event, the method comprising:
receiving a set of video streams;
receiving a set of audio streams;
presenting selected ones of the set of video
10 streams;
presenting selected ones of the set of audio
streams; and
responsive to user input to the data processing
system, selectively altering the selected ones of the
15 set of video streams and the selected ones of the set of
audio streams presented for the event.
2. The method of claim 1, wherein the video stream is
presented on a display and wherein the step of
20 selectively altering the selected ones of the set of
video streams and the portion of the set of audio streams
presented includes:
altering a location in the display in which the
video stream is presented.
25
3. The method of claim 1, wherein the step of
selectively altering the selected ones of the set of
video streams and the portion of the set of audio streams
presented includes:
30 selecting different selected ones of the set of
video streams presentation.
4. The method of claim 1, wherein the step of

Docket No. AT9-99-254

selectively altering the selected ones of the set of video streams and the selected ones of the set of audio streams presented includes:

5 selecting additional selected ones of the set of video streams for presentation.

5. The method of claim 1, wherein the step of selectively altering the selected ones of the set of video streams and the selected ones of the set of audio streams presented includes:

10 selecting different selected ones of the set of audio streams presentation.

6. The method of claim 1, wherein the step of selectively altering the selected ones of the set of video streams and the selected ones of the set of audio streams presented includes:

15 selecting another selected ones of the set of audio streams for presentation.

7. The method of claim 1 further comprising: receiving a set of information streams including text; and

20 responsive to user input, selectively presenting selected ones of the set of information streams on a display.

8. The method of claim 1, wherein the set of video streams and the set of audio streams include time stamps and further comprising:

30 synchronizing the selected ones of the video stream with the selected ones of the audio stream using the time stamps.

2025 RELEASE UNDER E.O. 14176

Docket No. AT9-99-254

9. The method of claim 1, wherein the set of video streams and the set of audio streams include data packets located in the video and audio data streams periodically
5 and further comprising:

synchronizing the selected ones of the video stream with the selected ones of the audio stream using the data packets.

10 10. The method of claim 1, wherein some selected streams from the set of video streams and the set of audio streams include reference cyclic redundancy check data based on other streams from the set of video streams and the set of audio streams and further comprising:

15 synchronizing a portion of a first stream from the selected streams with a portion of a second stream from the other streams by calculating calculated cyclic redundancy check data for the second stream and comparing the calculated cyclic redundancy check data with the
20 reference cyclic redundancy check data from the first stream to identify synchronization points.

11. The method of claim 1, wherein the data processing system is a computer.
25

12. The method of claim 1, wherein the data processing system is a personal digital assistant.

13. The method of claim 1, wherein the data processing system is a television.
30

14. A method for tailoring a multimedia presentation of an event on a computerized multimedia system comprising

2025 RELEASE UNDER E.O. 14176

Docket No. AT9-99-254

the steps of:

providing a set of video streams, a set of audio streams and a set of information streams for the event via a network coupled to the computerized multimedia system;

selecting video streams for presentation from the set of video streams for the event;

selecting audio streams for presentation from the set of audio streams for the event;

selecting information streams for presentation from the set of information streams for the event;

responsive to user input, assigning selected video streams and the selected audio streams to respective portions of video and audio output devices; and

presenting the event according to selected video stream and audio stream assignments.

15. The method of claim 14, wherein the step of selecting video streams for presentation from the set of video streams for the event is performed in the computerized multimedia system.

16. The method of claim 14, wherein the step of selecting audio streams for presentation from the set of audio streams for the event is performed in the computerized multimedia system.

17. The method as recited in claim 14, wherein the set of video streams and the set of audio streams are provided from a first source.

18. The method as recited in claim 17, further comprising:

Docket No. AT9-99-254

responsive to user selection, providing a second video stream from a second source.

19. The method as recited in claim 17, further comprising:

responsive to user selection, providing a second audio stream from a second source.

20. The method as recited in claim 14, wherein the set of video streams, the set of audio streams, and the set of information streams are provided from at least two different sources.

21. The method as recited in claim 14, wherein the set of video streams, the set of audio streams, and the set of information streams is provided via a broadband network.

22. A data processing system for user controlled selection of multimedia data streams for an event, the data processing system comprising:

first receiving means for receiving a set of video streams;

second receiving means for receiving a set of audio streams;

first presenting means for presenting selected ones of the set of video streams;

second presenting means for presenting selected ones of the set of audio streams; and

altering means, responsive to user input to the data processing system, for selectively altering the selected ones of the set of video streams and the selected ones of the set of audio streams presented for the event.

Docket No. AT9-99-254

selectively for presenting selected ones of the set of information streams on a display.

29. The data processing system of claim 22, wherein the set of video streams and the set of audio streams include time stamps and further comprising:

first synchronizing means for synchronizing the selected ones of the video stream with the selected ones of the audio stream using the time stamps.

10

30. The data processing system of claim 22, wherein the set of video streams and the set of audio streams include data packets located in the video and audio data streams periodically and further comprising:

15 second synchronizing means for synchronizing the selected ones of the video stream with the selected ones of the audio stream using the data packets.

31. The data processing system of claim 22, wherein some selected streams from the set of video streams and the set of audio streams include reference cyclic redundancy check data based on other streams from the set of video streams and the set of audio streams and further comprising:

25 third synchronizing means for synchronizing a portion of a first stream from the selected streams with a portion of a second stream from the other streams by calculating calculated cyclic redundancy check data for the second stream and comparing the calculated cyclic
30 redundancy check data with the reference cyclic redundancy check data from the first stream to identify synchronization points.

Docket No. AT9-99-254

32. The data processing system of claim 22, wherein the data processing system is a computer.

33. The data processing system of claim 22, wherein the
5 data processing system is a personal digital assistant.

34. The data processing system of claim 22, wherein the data processing system is a television.

10 35. A data processing system for tailoring a multimedia presentation of an event on a computerized multimedia system, the data processing system comprising:

providing means for providing a set of video streams, a set of audio streams and a set of information
15 streams for the event via a network coupled to the computerized multimedia system;

first selecting means for selecting video streams for presentation from the set of video streams for the event;

20 second selecting means for selecting audio streams for presentation from the set of audio streams for the event;

third selecting means for selecting information streams for presentation from the set of information
25 streams for the event;

assigning means, responsive to user input, for assigning selected video streams and the selected audio streams to respective portions of video and audio output devices; and

30 presenting means for presenting the event according to selected video stream and audio stream assignments.

36. The data processing system of claim 35, wherein the

2025 RELEASE UNDER E.O. 14176

Docket No. AT9-99-254

first selecting means includes selecting video streams for presentation from the set of video streams for the event is performed in the computerized multimedia system.

5 37. The data processing system of claim 35, wherein the second selecting means for selecting audio streams for presentation from the set of audio streams for the event is performed in the computerized multimedia system.

10 38. The data processing system as recited in claim 35, wherein the set of video streams and the set of audio streams are provided from a first source.

15 39. The data processing system as recited in claim 38, further comprising, responsive to user selection, providing a second video stream from a second source.

20 40. The data processing system as recited in claim 38, further comprising:
providing means, responsive to user selection, for providing a second audio stream from a second source.

25 41. The data processing system as recited in claim 35, wherein the set of video streams, the set of audio streams, and the set of information streams are provided from at least two different sources.

30 42. The data processing system as recited in claim 35, wherein the set of video streams, the set of audio streams, and the set of information streams is provided via a broadband network.

43. A computer program product in a computer readable

Docket No. AT9-99-254

medium for user controlled selection of multimedia data streams for an event, the computer program product comprising:

5 first instructions for receiving a set of video streams;

second instructions for receiving a set of audio streams;

third instructions for presenting selected ones of the set of video streams;

10 fourth instructions for presenting selected ones of the set of audio streams; and

fifth instructions, responsive to user input to the data processing system, for selectively altering the selected ones of the set of video streams and the
15 selected ones of the set of audio streams presented.

44. A computer program product in a computer readable medium for tailoring a multimedia presentation of an event on a computerized multimedia system comprising:

20 first instructions for providing a set of video, audio and information streams for the event via a network coupled to the computerized multimedia system;

second instructions for selecting video streams for presentation from the set of available video streams for
25 the event;

third instructions for selecting audio streams for presentation from the set of available audio streams for the event;

30 fourth instructions for selecting information streams for presentation from the set of available information streams for the event;

fifth instructions, responsive to user input, for assigning the selected video and audio streams to

2025 RELEASE UNDER E.O. 14176

Docket No. AT9-99-254

respective portions of video and audio output devices;
and

sixth instructions for presenting the event
according to the selected video stream assignments.

2025 RELEASE UNDER E.O. 14176

ABSTRACT OF THE DISCLOSURE**5 METHOD AND APPARATUS FOR USER-CONTROLLED SELECTIVE
 OVERLAY IN A STREAMING MEDIA**

 A method and system for tailoring a multimedia
presentation of an event on a computerized multimedia
10 system to meet a user's desires. In a preferred
embodiment, a set of video streams and a set of audio
streams for the event are provided to the user via a
network coupled to the multimedia system. From the set
of available video streams for the event, one or more
15 video streams are selected for presentation to the user.
From the set of available audio streams for the event,
one or more audio streams are selected for presentation
to the user. Furthermore, the relative volumes of the
different audio streams may be adjusted. In response to
20 user input, the selected video and audio streams are
assigned to respective portions of video and audio output
devices. The event is presented to the user according to
the selected video stream assignments.

2025 RELEASE UNDER E.O. 14176

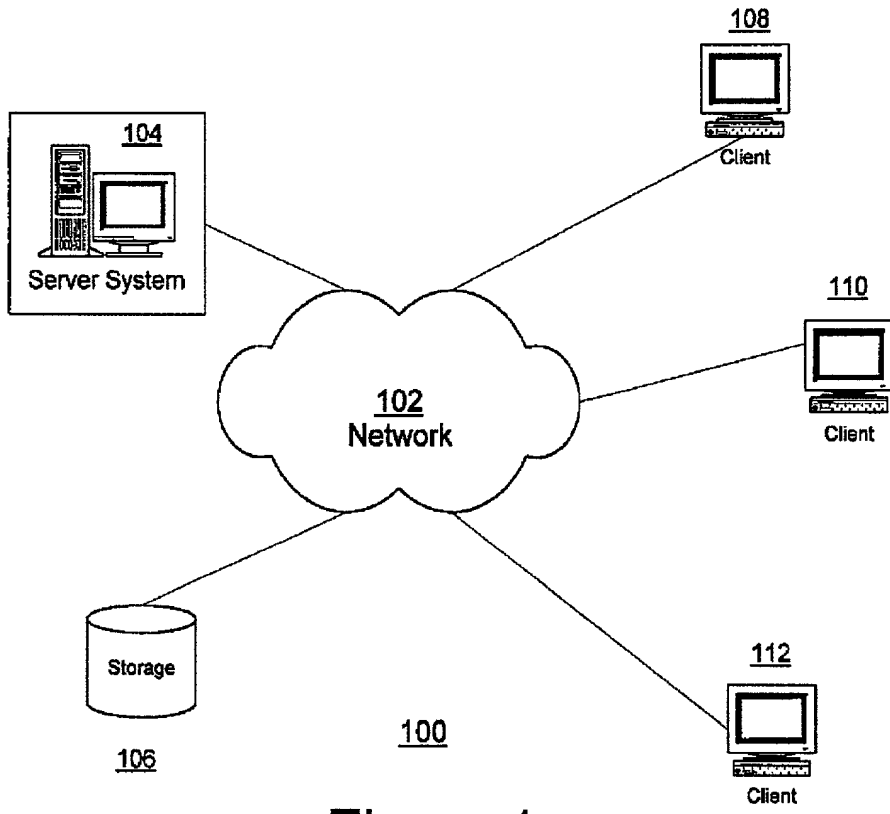
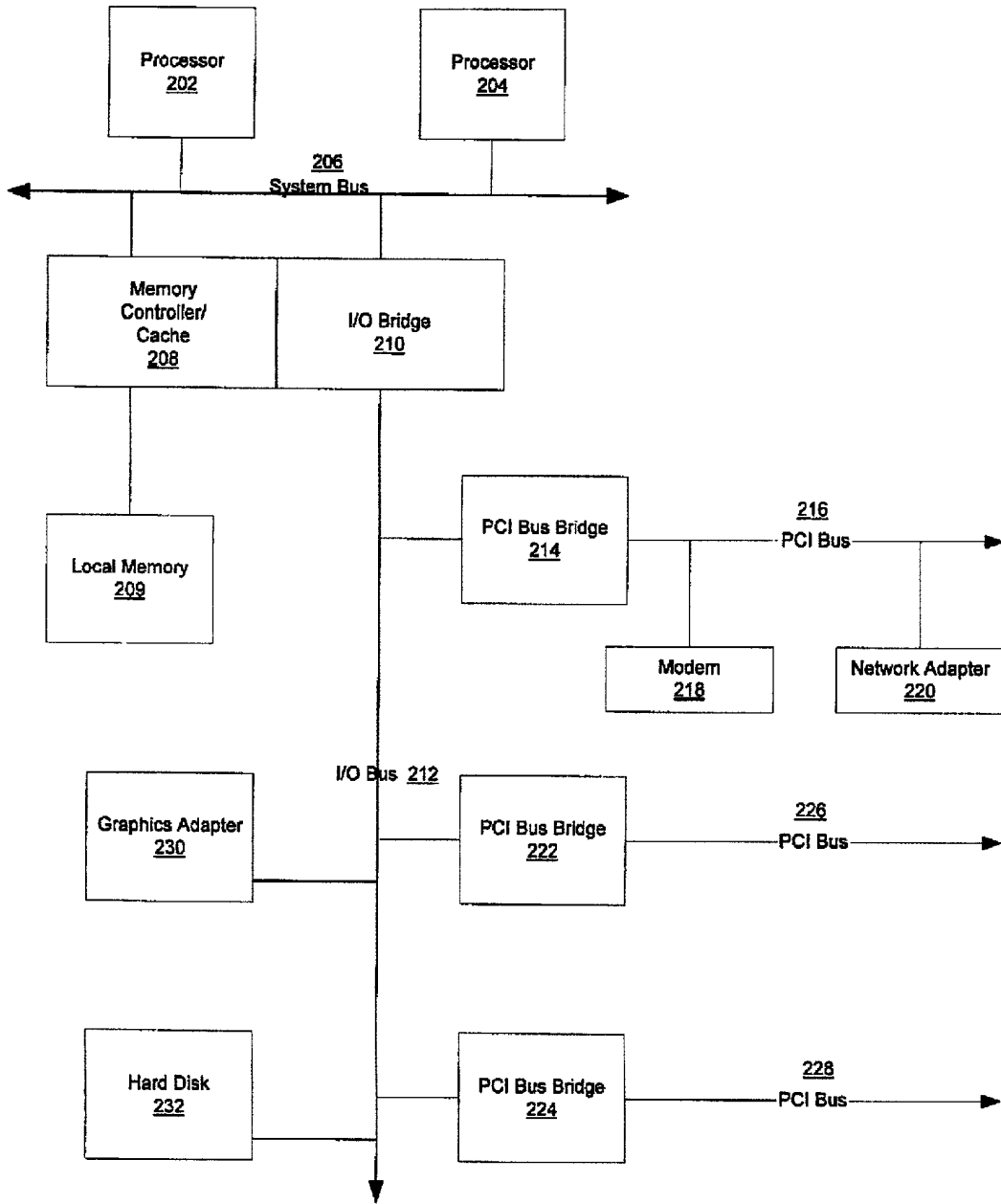


Figure 1

AT9-99-254

ES19284607045



200

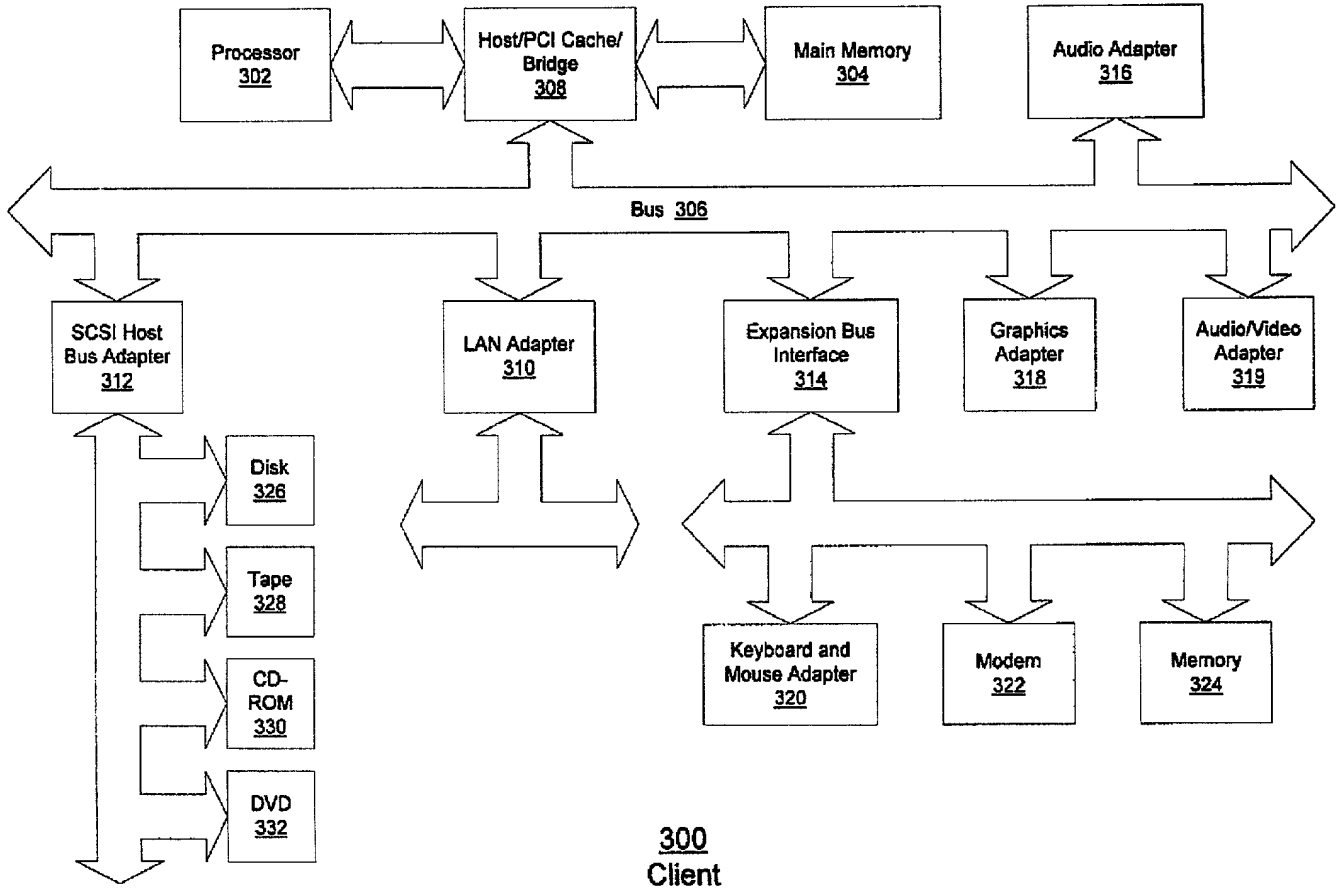
Server

Figure 2

AT9-99-254

620607050000

© 2000 Hewlett-Packard



300
Client
Figure 3
AT9-99-254

4/7

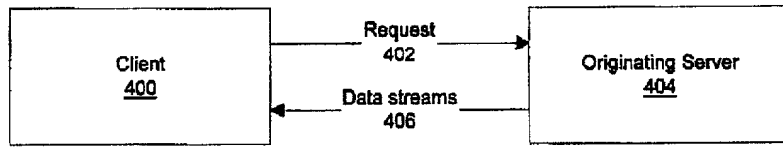


Figure 4

AT9-99-254

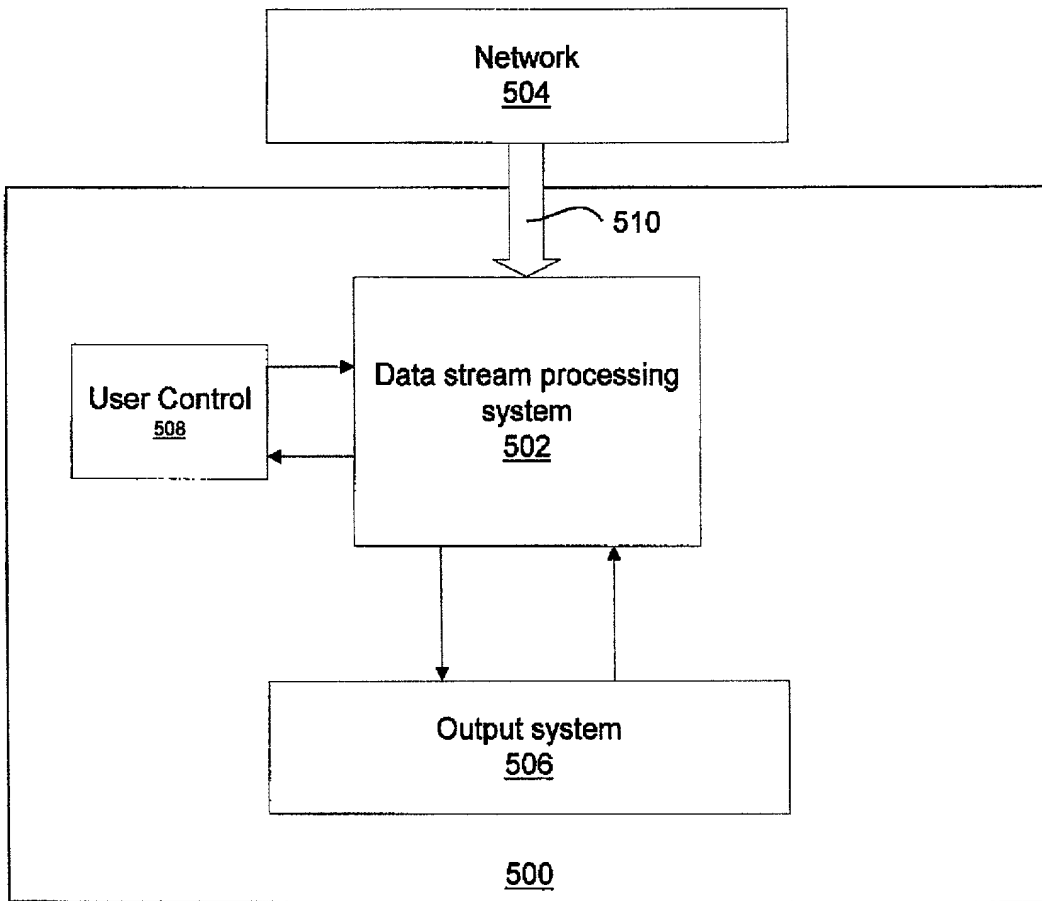


Figure 5

AT9-99-254

20060715 15:00:00

5/7

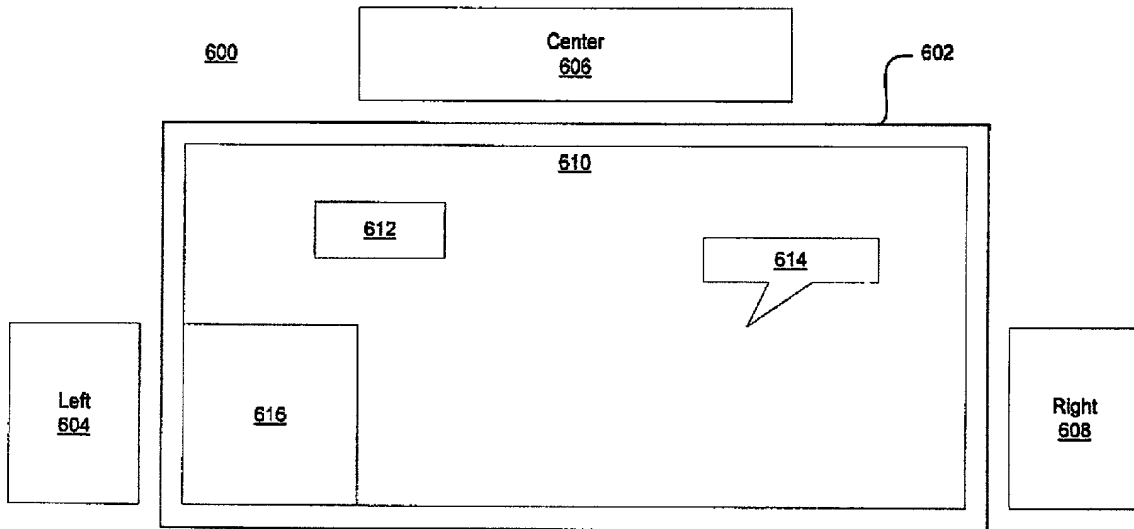


Figure 6

AT9-99-254

Figure 7A

AT9-99-254

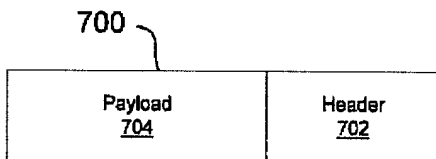


Figure 7B

AT9-99-254

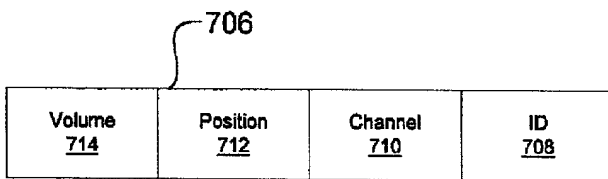


Figure 7C

AT9-99-254

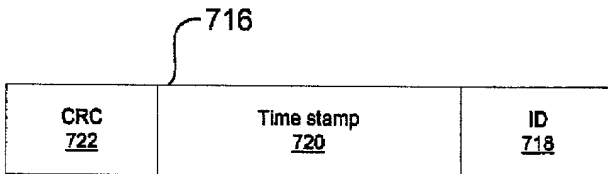
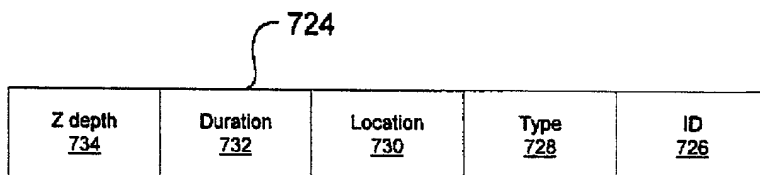


Figure 7D

AT9-99-254

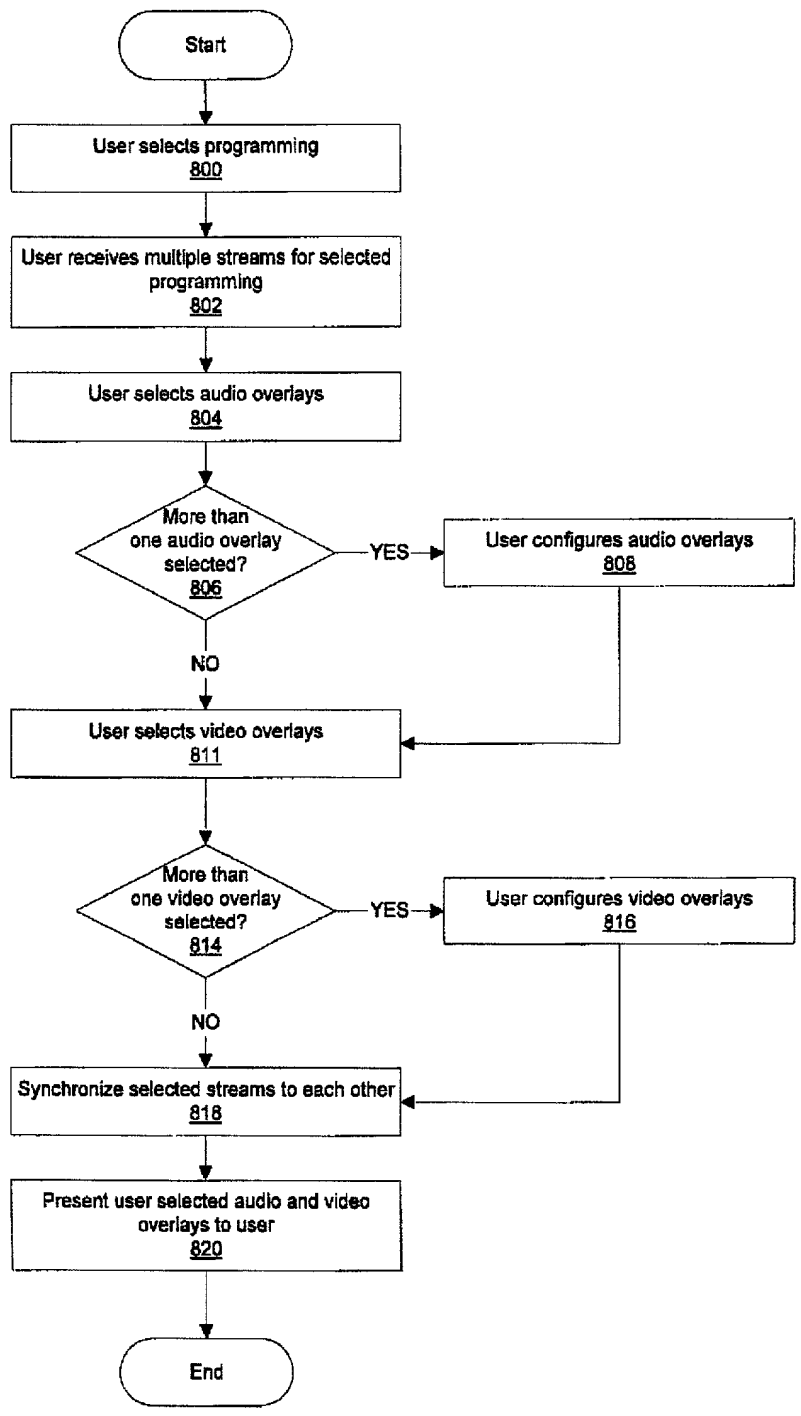


606607 10560710

6/7

Figure 8

AT9-99-254



66000-105000

Figure 9

AT9-99-254

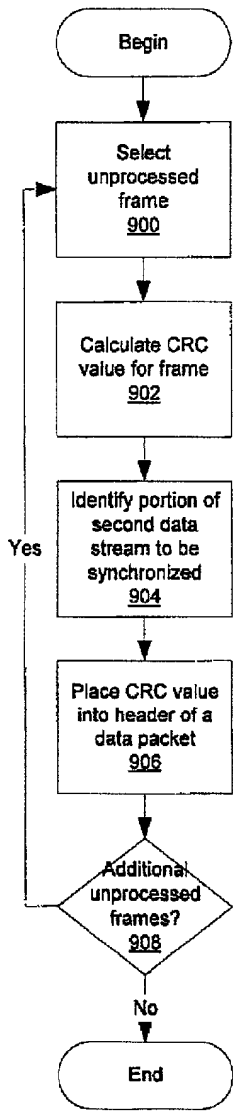
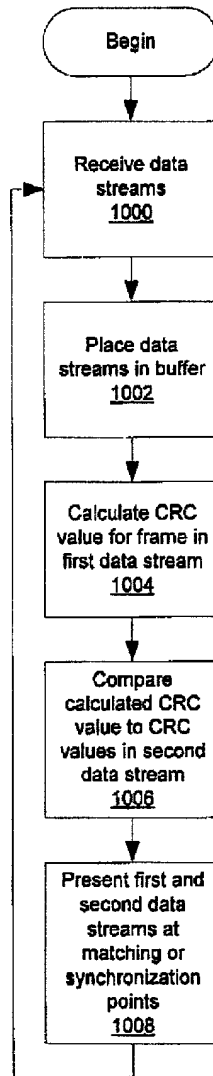


Figure 10

AT9-99-254



CONFIDENTIAL

DECLARATION AND POWER OF ATTORNEY FOR
PATENT APPLICATION

As a below named inventor, I hereby declare that:

My residence, post office address and citizenship are as stated below next to my name;

I believe I am the original, first and sole inventor (if only one name is listed below) or an original, first and joint inventor (if plural names are listed below) of the subject matter which is claimed and for which a patent is sought on the invention entitled

METHOD AND APPARATUS FOR USER-CONTROLLED SELECTIVE OVERLAY IN A STREAMING MEDIA

the specification of which (check one)

X is attached hereto.

___ was filed on _____
as Application Serial No. _____
and was amended on _____
(if applicable)

I hereby state that I have reviewed and understand the contents of the above identified specification, including the claims, as amended by any amendment referred to above.

I acknowledge the duty to disclose information which is material to the patentability of this application in accordance with Title 37, Code of Federal Regulations, §1.56.

I hereby claim foreign priority benefits under Title 35, United States Code, §119 of any foreign application(s) for patent or inventor's certificate listed below and have also identified below any foreign application for patent or inventor's certificate having a filing date before that of the application on which priority is claimed:

Prior Foreign Application(s): _____ Priority Claimed
_____ Yes ___ No
(Number) (Country) (Day/Month/Year)

I hereby claim the benefit under Title 35, United States Code, §120 of any United States application(s) listed below and, insofar as the subject matter of each of the claims of this application is not disclosed in the prior United States application in the manner provided by the first paragraph of Title 35, United States Code, §112, I acknowledge the duty to disclose information material to the patentability of this application as defined in Title 37, Code of Federal Regulations, §1.56 which occurred between the filing date of the prior application and the national or PCT international filing date of this application:

(Application Serial #) (Filing Date) (Status)

2025 RELEASE UNDER E.O. 14176

I hereby declare that all statements made herein of my own knowledge are true and that all statements made on information and belief are believed to be true; and further that these statements were made with the knowledge that willful false statements and the like so made are punishable by fine or imprisonment, or both, under Section 1001 of Title 18 of the United States Code and that such willful false statements may jeopardize the validity of the application or any patent issued thereon.

POWER OF ATTORNEY: As a named inventor, I hereby appoint the following attorneys and/or agents to prosecute this application and transact all business in the Patent and Trademark Office connected therewith.

John W. Henderson, Jr., Reg. No. 26,907; Thomas E. Tyson, Reg. No. 28,543; James H. Barksdale, Jr., Reg. No. 24,091; Casimer K. Salys, Reg. No. 28,900; Robert M. Carwell, Reg. No. 28,499; Douglas H. Lefevre, Reg. No. 26,193; Jeffrey S. LaBaw, Reg. No. 31,633; David A. Mims, Jr., Reg. No. 32,708; Volel Emile, Reg. No. 39,969; Anthony V. England, Reg. No. 35,129; Leslie A. Van Leeuwen, Reg. No. 42,196; Christopher A. Hughes, Reg. No. 26,914; Edward A. Pennington, Reg. No. 32,588; John E. Hoel, Reg. No. 26,279; Joseph C. Redmond, Jr., Reg. No. 18,753; Marilyn S. Dawkins, Reg. No. 31,140; Duke W. Yee, Reg. No. 34,285; Mark E. McBurney, Reg. No. 33,114; and Colin P. Cahoon, Reg. No. 38,836; Joseph R. Burwell, Reg. No. 44,468; Rudolph J. Buchel, Reg. No. 43,448; Stephen R. Loe, Reg. No. 43,757.

Send correspondence to: Duke W. Yee, Carstens, Yee & Cahoon, LLP, P.O. Box 802334, Dallas, Texas 75380 and direct all telephone calls to Duke W. Yee, (972) 362-2001

060500-70500000

FULL NAME OF SOLE OR FIRST INVENTOR: RONALD W. BASSETT

INVENTORS SIGNATURE: Ronald W. Bassett DATE: 9-20-99

RESIDENCE: 1002 HACKBERRY DRIVE
PFLUGERVILLE, TEXAS 78660

CITIZENSHIP: UNITED STATES

POST OFFICE ADDRESS: SAME AS ABOVE

FULL NAME OF SECOND INVENTOR: BRUCE A. BEADLE

INVENTORS SIGNATURE: Bruce A. Beadle DATE: 9-20-99

RESIDENCE: 3648 FLORA VISTA LOOP
ROUND ROCK, TEXAS 78681

CITIZENSHIP: UNITED STATES

POST OFFICE ADDRESS: SAME AS ABOVE

FULL NAME OF THIRD INVENTOR: MICHAEL WAYNE BROWN

INVENTORS SIGNATURE: Michael Wayne Brown DATE: 9/20/99

RESIDENCE: 529 RIVER DOWN ROAD
GEORGETOWN, TEXAS 78268

CITIZENSHIP: UNITED STATES

POST OFFICE ADDRESS: SAME AS ABOVE

FULL NAME OF FOURTH INVENTOR: LEON P. DOUD

INVENTORS SIGNATURE: Leon P. Doud DATE: 9/27/99

RESIDENCE: 11901 HOBBY HORSE COURT, APT #1437
AUSTIN, TEXAS 78758

7495 Chevy Chase Drive,
Apt 204, Austin, Texas,
78752

CITIZENSHIP: UNITED STATES

POST OFFICE ADDRESS: SAME AS ABOVE

FULL NAME OF FIFTH INVENTOR: MICHAEL A. PAOLINI

INVENTORS SIGNATURE: Michael A. Paolini DATE: 9/26/99

RESIDENCE: 1406 TERRA STREET
ROUND ROCK, TEXAS 78664

CITIZENSHIP: UNITED STATES

POST OFFICE ADDRESS: SAME AS ABOVE

COPY TO FILE